
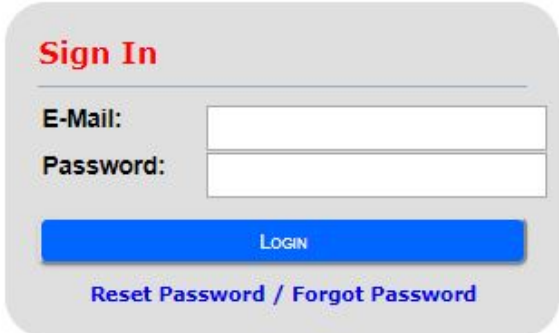
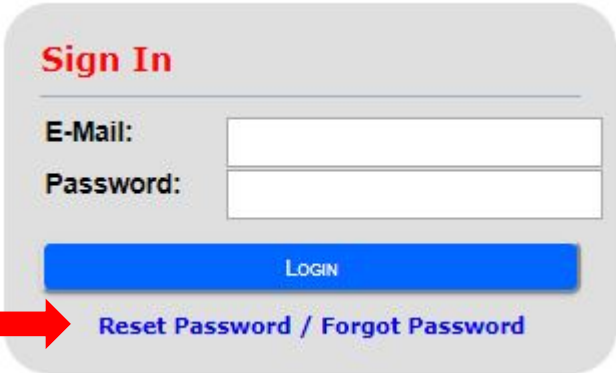





Welcome back, Matador!

Same as last year, all student-athletes are required to update the Athletic Department with current address, emergency contact, insurance, medical alert and health history information. To expedite this process Arizona Western College uses an online data entry system - SportsWare.

To enter your information, visit www.swol123.net. You should already have a profile from last year.

INSTRUCTION:	EXAMPLE/PHOTO:
Go to www.swol123.net	
Enter your email and password, click the Login button.	
If you forgot your password, select "Reset Password". Open the link that is sent to your email, which will take you to this screen. Reset your password and continue with the instructions.	
Select My Info : Read through and update all information marked with a red star on this page.	

Once "General" tab is complete, continue to update all information marked with a red star under the Address, Emergency, Insurance (including a photo of the front and back of your insurance card), and Medical tabs.

Med History: Skip this tab.

Forms:
View/complete **Pre-Participation Packet** and **Medical History**. Electronic signatures are required for completion.

General Address Emergency Insurance Medical

If you do not have primary medical insurance, please type "N/A" in the required boxes and submit a picture of the front/back of your ID.

My Info Med History Forms Print

Forms
You have 2 form(s) to complete/download.

Print the **Physical Form** (found under the forms tab) and your completed **Medical History Form**, prior to seeing the physician (MD/DO) for your athletic physical. You must turn in all three pages (signed by the physician) to the Sports Medicine Staff in order to be eligible for athletic participation.

If you have any questions, please contact your athletic trainers at Christopher.Black@azwestern.edu or Allison.Griffin@azwestern.edu for assistance.

Sincerely,
AWC Sports Medicine